

## How do I Reset my College Email/Chromebook Login Password

Chromebook login passwords go through your Carlton Trail Office 365 College email account.

Navigate to Office 365: [www.office.com](http://www.office.com)

Click **Forgot my Password**



Enter your college email and the characters in the picture or the words in the audio.

**CarltonTrailCollege.**  
*discover your future*

Get back into your account

Who are you?

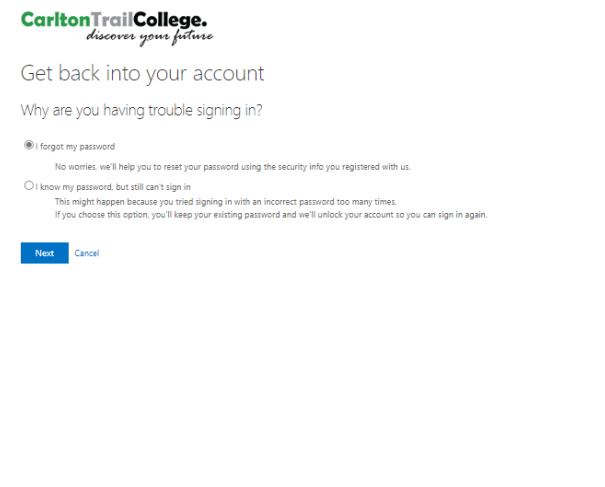
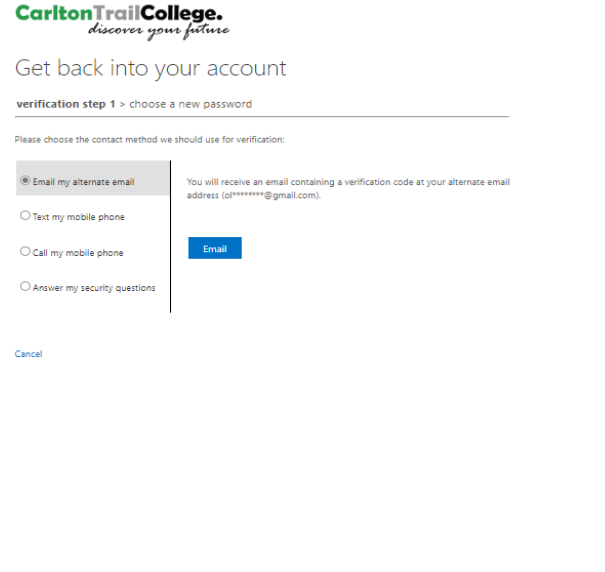
To recover your account, begin by entering your email or username and the characters in the picture or audio below.

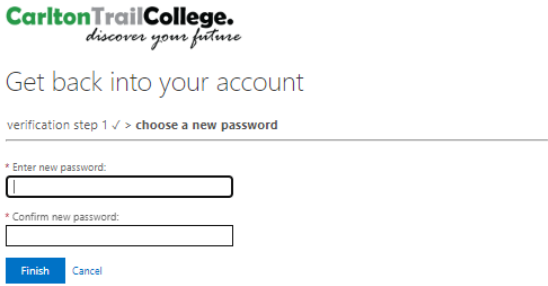

Email or Username: \*

Example: user@contoso.onmicrosoft.com or user@contoso.com



Enter the characters in the picture or the words in the audio. \*

<p>Select <b>I forgot my password</b>. Click <b>Next</b>.</p>	
<p>Select the contact method you should use for verification. In this example, select <b>Email my alternate email</b>.</p>	
<p>Check your email for a verification code and enter it in the space provided. Click <b>Next</b>.</p>	

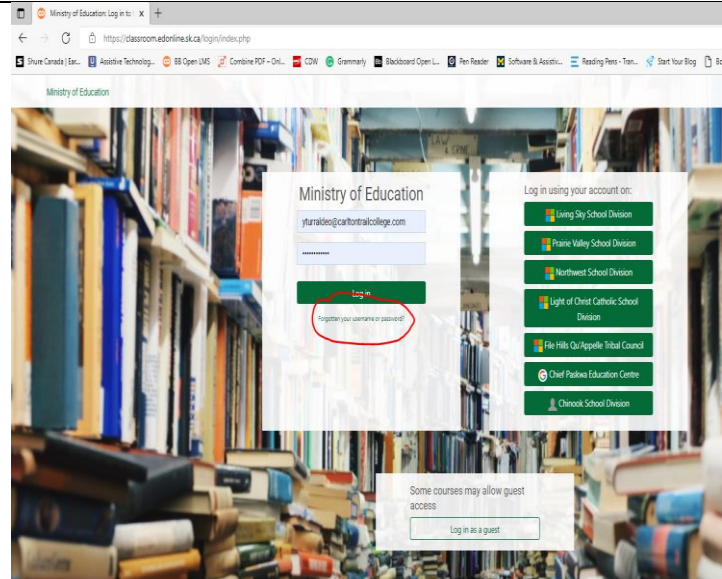
<p>Enter your new password.</p>	 <p>The screenshot shows the Carlton Trail College logo at the top. Below it, the text reads 'Get back into your account' and 'verification step 1 ✓ &gt; choose a new password'. There are two input fields: the first is labeled '* Enter new password:' and the second is labeled '* Confirm new password:'. At the bottom, there are two buttons: 'Finish' (in blue) and 'Cancel'.</p>
<p>Your College email/Chromebook login password has been reset.</p>	 <p>The screenshot shows the Carlton Trail College logo at the top. Below it, the text reads 'Get back into your account'. A green checkmark icon is followed by the text 'Your password has been reset'. At the bottom, there is a link: 'To sign in with your new password, <a href="#">click here</a>'.</p>

## How do I Reset my Open LMS Password

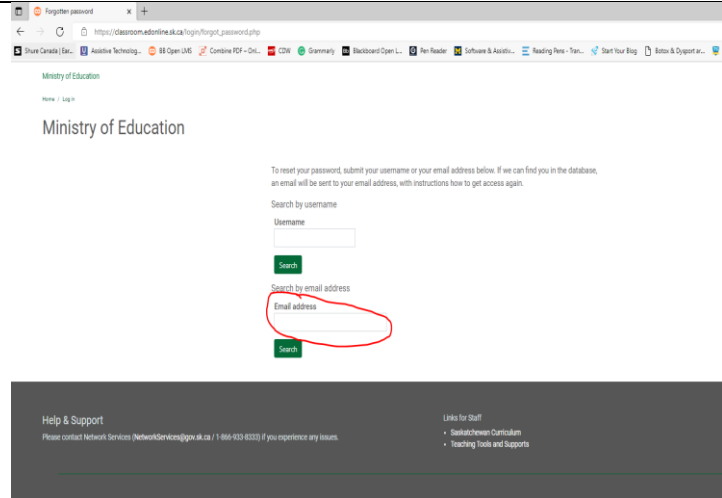
Navigate to: Open LMS

[Ministry of Education: Log in to the site \(edonline.sk.ca\)](https://classroom.edonline.sk.ca/login/index.php)

Click **Forgotten your username or password?**

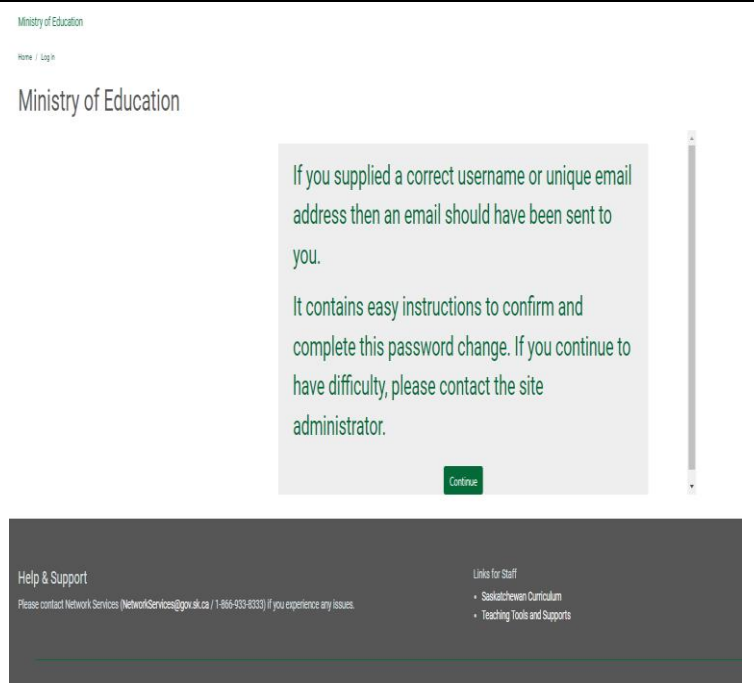


Enter your college email address on the space provided and click **Search.**

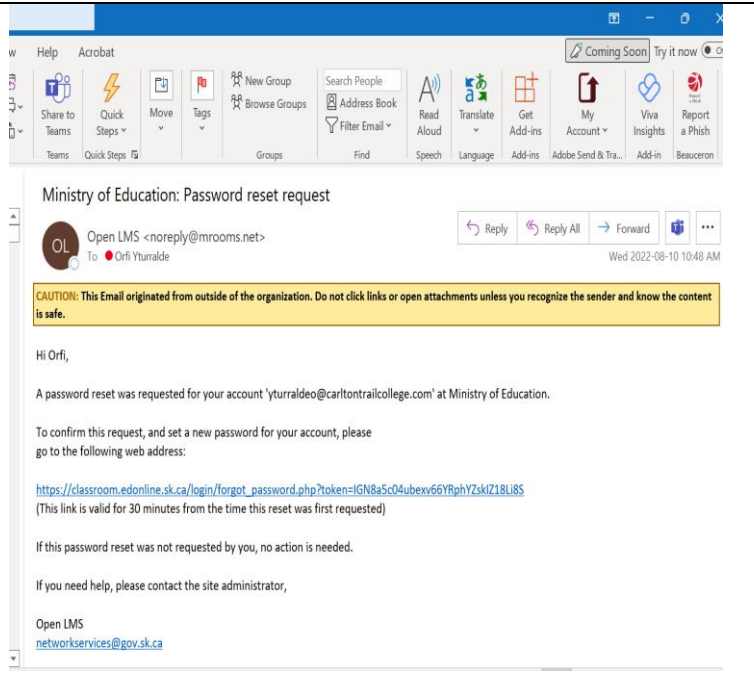


# Student Startup Guide

You should be getting this message on your screen. Click **Continue**.



Open your email for the reset password link provided by the ministry.



Enter your New password. Click  
**Save changes.**

The screenshot shows the 'Ministry of Education' password change interface. At the top, it says 'Ministry of Education' with a 'Home / Login' link. The main heading is 'Ministry of Education'. Below this, a message reads: 'Please enter your new password below, then save changes.' The form includes a 'Set password' section with a 'Username' field containing 'yturraideo@carltontrailcollege.com'. There are two 'New password' fields, each with a red asterisk indicating a required field. At the bottom of the form are 'Save changes' and 'Cancel' buttons. A dark footer bar contains 'Help & Support' with contact information for Network Services and 'Links for Staff' with links to 'Saskatchewan Curriculum' and 'Teaching Tools and Supports'.

You should be logged in to your Open LMS account automatically.